

ARJO

# MAXI SKY<sup>1000</sup>

THE NEXT GENERATION BARIATRIC  
CEILING LIFT SYSTEM



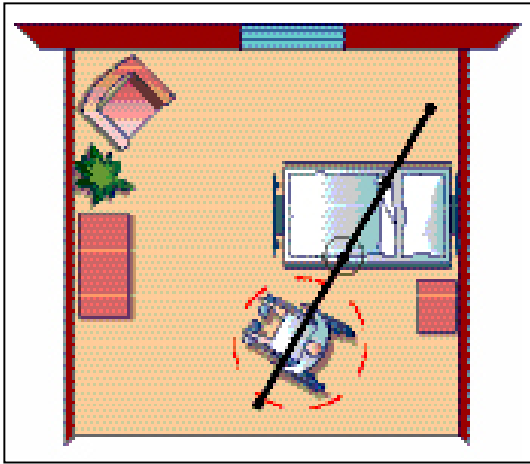


The rising bariatric population means the provision of care for these patients and residents is rapidly becoming an issue for more and more healthcare facilities. Manual lifting of individuals of average weight is a major cause of work-related injury and strain, and the risks increase for staff when handling bariatric clients. To protect staff, it is crucial to use the correct mechanical aids and working methods. Bariatric care requires special equipment with special weight ratings.

The bariatric client has the right to be treated with the same comfort, dignity and privacy as all other people. Ceiling lifts are proven patient handling aids that satisfy this criteria, and the *Maxi Sky<sup>1000</sup>* now makes it possible to deliver these benefits in the care of bariatric clients.

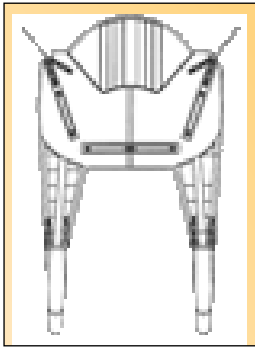
The *Maxi Sky<sup>1000</sup>* offers a complete ceiling lift system specifically designed to facilitate safe and dignified transfer of non-ambulatory bariatric clients. The sophisticated and easy-to-operate system allows a single caregiver to perform transfers using the hand control without stress or strain and with no manual lifting.

- **1000 LBS/455 KG LIFTING CAPACITY:** From a single cassette unit with a unique bariatric designed spreader bar, which simplifies operation by the caregiver, giving the capability to handle all passive lifting situations! The unique wide space design and angle of the spreader bar attachment points, allows the individual to be lifted in a comfortable position.
- **UNIQUE TRACK:** You can have a choice of a ceiling mounted track system or a portable gantry rated to 1,000 lbs giving you the flexibility to meet any requirement.
- **INSTANT AVAILABILITY:** The unit is always ready for use. After transfers, the lift cassette is returned to the clip-on charging station, which can be positioned anywhere on the track (automatic return to charge is an option).
- **BUILT-IN SAFEGUARDS:** Several features – a brake, lowering system and pull-cord emergency stop – safeguard the client in the event of an emergency. A current limiter prevents the lift use if the battery is low to maximize battery life.
- **SMOOTH OPERATION AND CONTROL:** Cassette lateral speed is programmable from the hand control. The electronic soft-start and soft-stop makes it easy for the caregiver to ensure the lift can always be stopped smoothly and safely exactly in the required position.
- **SIMPLE MAINTENANCE:** A red light on the lift cassette alerts the caregiver when servicing is required. Due to the modular design, replacement components are simply snapped into place.

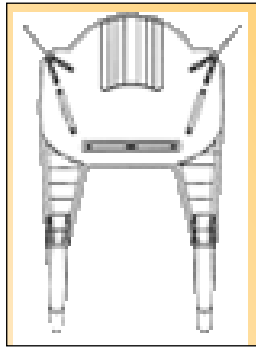


**LAYOUT.** A simple track configuration offers ideal coverage for bedroom transfers.

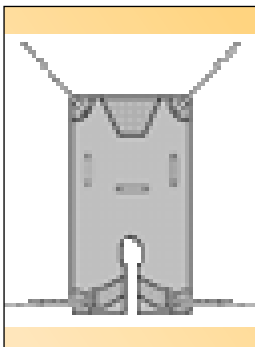
**BARIATRIC SLINGS:** A full range of bariatric loop slings can be attached to the spreader bar.



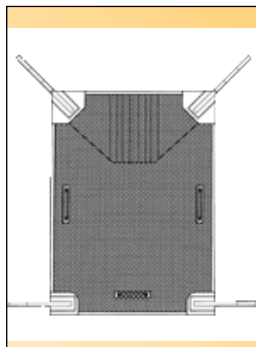
**THE DELUXE RANGE,** provides reinforced material and stitching in the most stressed areas of the sling including the shoulder, legs and spine. The extra padding provides more comfort and less pressure on delicate skin and reinforcement in leg pieces prevent leg roping, enhancing comfort for the patient.



**THE BASIC RANGE,** provides the same shape and design at less cost. It has standard padding in the legs with no reinforced stitching or material. Comfort and safety are still top priority.



**THE DELUXE RANGE OF DIVIDED LEG HAMMOCK,** is sometimes preferred for pear shaped patients. Their stomachs are more prominent and require more support. The whole sling is padded with Spacer fabric which is softer and disperses heat, which prevents a build up of body heat and sweat, for increased comfort and protection of the skin.



**THE BASIC HAMMOCK RANGE,** has the same design as the Deluxe range but without the divided leg facility. Lower cost material gives a more economical solution.



**TRACK OR GANTRY?** The lift cassette can be installed on a gantry or a permanent ceiling-mounted straight track. A gantry offers a semi-permanent installation with flexibility, as the system can be moved to wherever it is needed.

**SCALE OPTION:** The Maxi Sky<sup>1000</sup> is available with a 1000 lbs/455 kg scale option.



**CHARGED AND READY:** Pressing a button on the handset sends the lift cassette to the charging station (optional).

**HAND CONTROL** is ergonomically designed with large tactile raised buttons, for easy operation of the ceiling lift.

# PRODUCT SPECIFICATIONS

## Product Information

- Lifting capacity: 1000 lbs (455 kg)
- Unit weight: 48 lbs (22 kg) batteries included
- Electronic microprocessor soft-start and stop motor control
- Power on indicator
- LED indicator for maintenance required
- Low battery indicator (audible and visual LED)
- Manual emergency lowering device (located on the motor cab)
- Electrical up and down emergency buttons located on cassette
- Emergency stopping device (pull cord) accessible from the ground
- Overload circuit protection current limiter
- Low battery disconnect system
- Charging indicators:
  - blinking yellow – charging
  - full yellow – charging completed
- Double centrifugal emergency brake system (in case of mechanical failure)
- Strap length up to 90 in (2.3 m) tested for 5000 lbs (2275 kg)
- Lifting speed:
  - 1.2 in/sec (3 cm/sec) at 1000 lbs (450 kg)
  - 1.6 in/sec (4 cm/sec) at 500 lbs (230 kg)
  - 2.3 in/sec (6 cm/sec) at 0 lbs (0 kg)
- Batteries: 2 X 7 Ah. will average 80 transfers with a load of 500 lbs / 230 kg, and up to 25 transfers with a load of 1000 lbs / 450 kg
- Adjustable horizontal displacement speeds: 10, 14, 16, 20 sec/cm  
Speed by default 6.3 in/sec (16 cm/sec)
- Return-to-charge function initiated by user (optional timed automatic):  
weight sensor cut-out 20 lbs (9 kg)
- FIDO ready (optional) which allows programming the cassette to stop at different transfer points
- ABS FR casing (fire retardant)
- CSA No. 601.1 and UL No. 2601-1 certifications
- CE marked
- Respects EMI standards (electromagnetic interference)
- ISO 10535

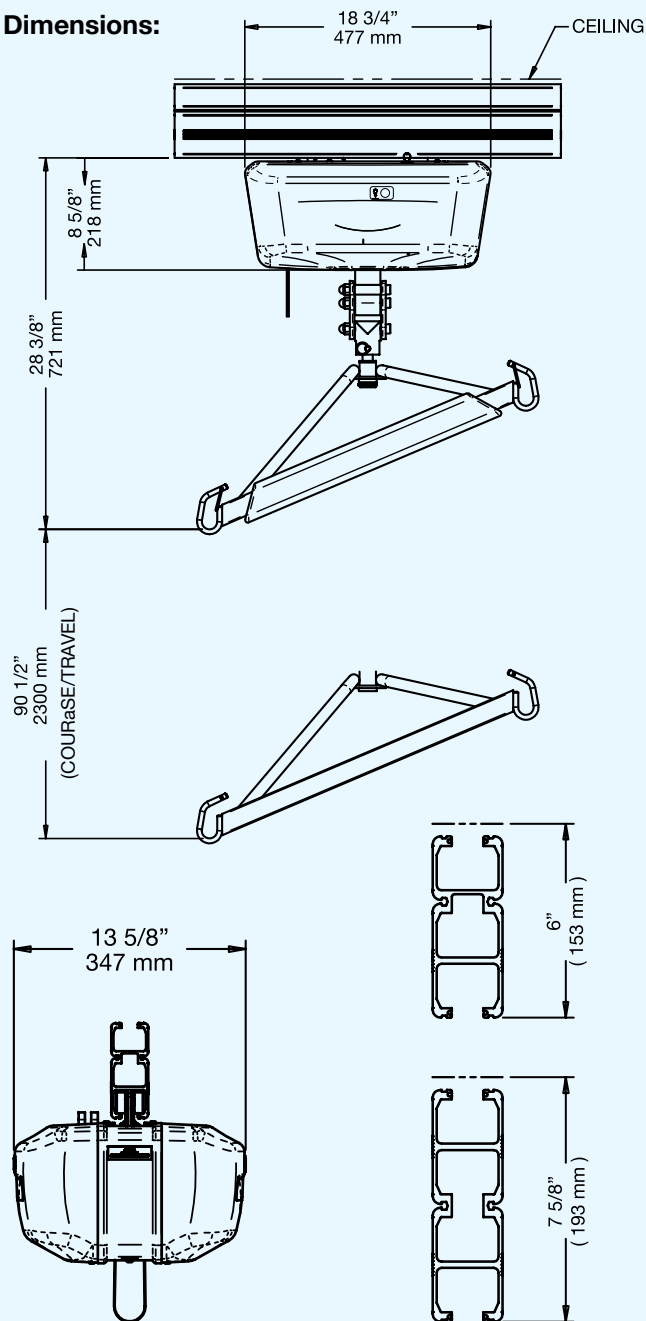
## CHARGER UNIT

- Power indicator on charging module
- Clip on charger any where on the track
- 100-240 Vac./ 50-60 Hz./ 27 Va.

## HAND CONTROL

- ABS fire retardant
- Santopren tactile buttons
- IP44

## Dimensions:



The *Maxi Sky<sup>1000</sup>* is part of the complete ARJO *Maxi Sky* ceiling lift range that includes the *600 model*, a fixed ceiling lift for routine transfers, and the *440 model*, a portable ceiling lift.

We strongly advise and warn that only ARJO Designed Parts, which are designed for the purpose, should be used on the equipment and other appliances supplied by ARJO, to avoid injuries attributable to the use of inadequate parts. ARJO Conditions of Sale make specific provision, confirming no liability in such circumstances. Our policy is one of continuous development, and we therefore reserve the right to change specifications without notice. All products are CE marked and has TÜV approval.

# ARJO

...with people in mind.

## ARJO Inc.

50 N. Gary Avenue  
Roselle, Illinois 60172  
Phone: 800-323-1245  
Fax: 888-594-2756  
[www.arjo.com](http://www.arjo.com)

## GETINGE

**GETINGE GROUP** is a leading global provider of equipment and systems that contributes to quality enhancement and cost efficiency within healthcare and life sciences. Equipment, services and technologies are supplied under the brands **ARJO** for patient hygiene, patient handling and wound care, **GETINGE** for infection control and prevention within healthcare and life science and **MAQUET** for surgical workplaces, cardiopulmonary and critical care.