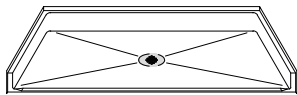


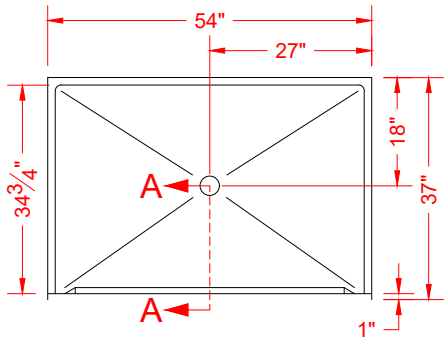
MODEL: P5436B75B.V2*

*ALL ACCESSORIES OPTIONAL

**BARRIER
FREE**



PERSPECTIVE VIEW - N.T.S.



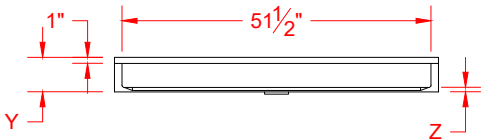
TOP VIEW - SCALE $\frac{3}{8}'' = 1'-0''$



Features:

- Molded, one-piece gelcoat/fiberglass shower pan
- Available in various threshold heights
- On all threshold heights 1-1/4" or shorter, no mud set is required and an anchoring adhesive kit is supplied
- On all threshold heights 1-1/2" or taller, no mud set is required

***OTHER THRESHOLD HEIGHTS
AVAILABLE UPON REQUEST**



FRONT ELEVATION - SCALE: $\frac{3}{8}'' = 1'-0''$

	UNIT HEIGHT	THRESHOLD HEIGHT
MODEL #	Y	Z*
P5436B75B.V2	5-3/4"	3/4" MIN
P5436B2B.V2	7"	2" MAX

* - SEE BACK FOR DETAIL SECTIONS

PRODUCT SPECIFICATIONS:

-Single-piece shower pan shall be constructed of gelcoat/fiberglass

-Rough-In: Stud opening + 1/4"-0" Nominal Dimensions.

C.S.I. FORMAT SPECIFICATION TEXT AVAILABLE

PRODUCT INFORMATION:

-Colors: White as standard, others to match any major fixture manufacturer, also available with sprayable solid surface in many colors

-Custom curb heights, other than shown, are available (between min. and max.)

ACCESSORIES:

INSTALLED BY OTHERS:

- T-shaped rubber WaterStopper kit
- Semi-permanent threshold adaptor
- No-caulk brass drain

CODES:

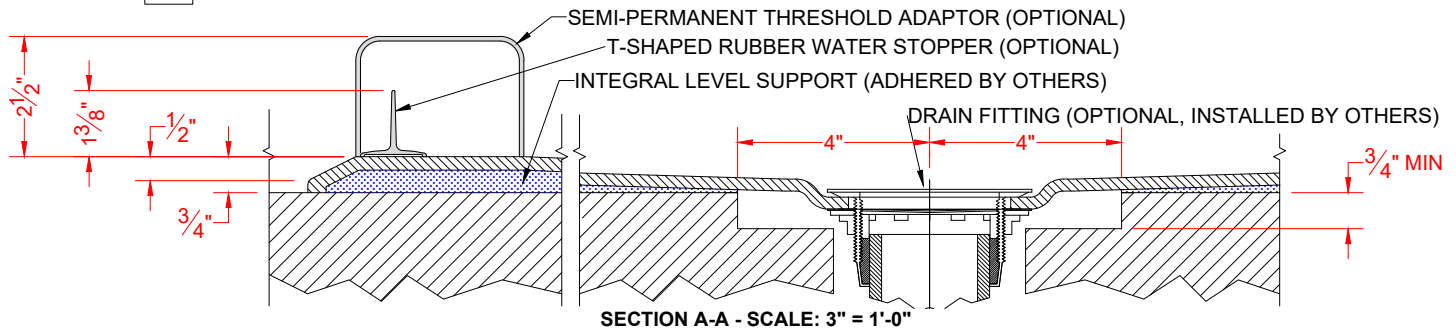
Designed and manufactured in compliance with the following standards and codes:

- ANSI Z124.2 Standards for Plastic Showers
- ANSI A117.1 B - Accessible and Usable Buildings and Facilities
- IPC International Plumbing Code
- UPC Uniform Plumbing Code

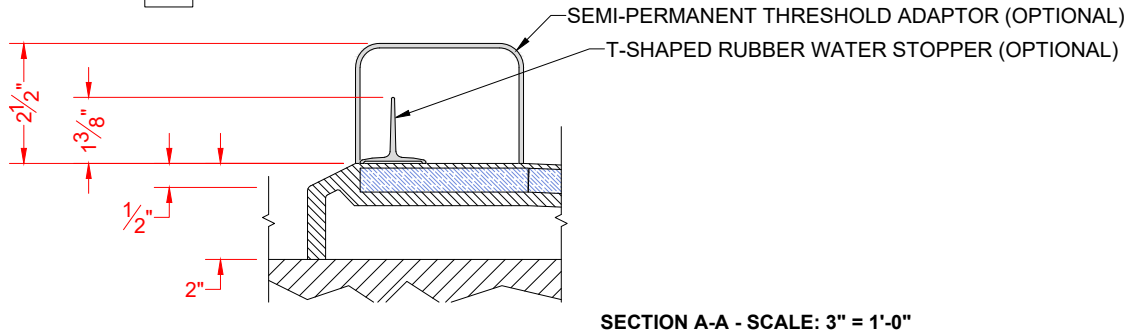
NOTICE OF LIMITATION:

-Adhere to floor as required

P5436B75B.V2



P5436B2B.V2



****OTHER THRESHOLD HEIGHTS AVAILABLE UPON REQUEST****