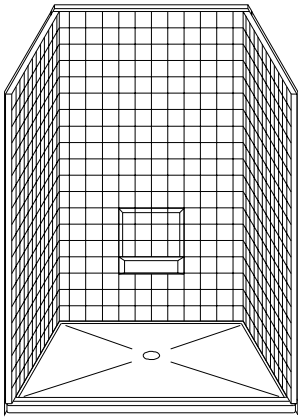
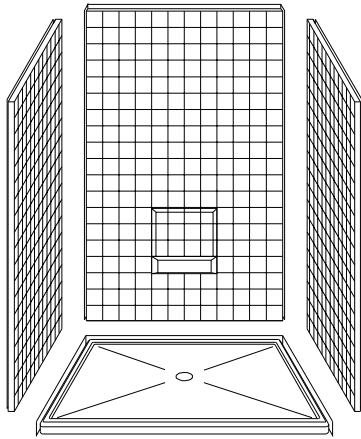


MODEL: 4LRS4848B22B

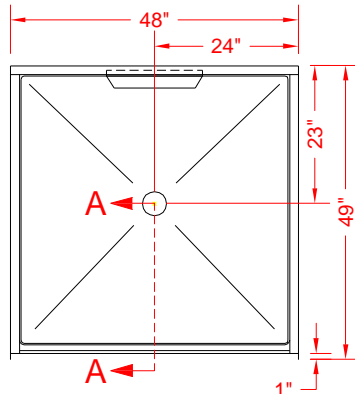
ALL ACCESSORIES OPTIONAL



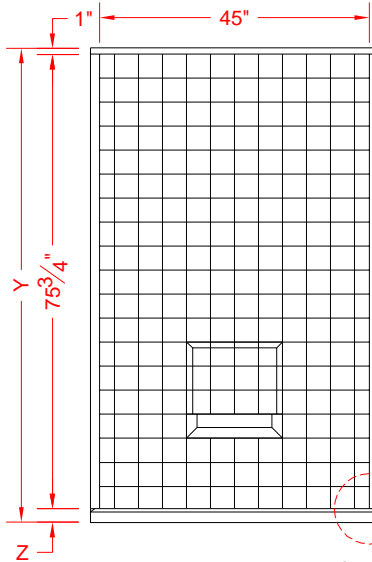
PERSPECTIVE VIEW - N.T.S.
MODEL SHOWN HERE AS:



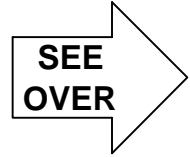
ASSEMBLY VIEW - N.T.S.



TOP VIEW - SCALE $\frac{3}{8}'' = 1'-0''$



FRONT ELEVATION - SCALE: $\frac{3}{8}'' = 1'-0''$



Features:

- Molded, 4 piece gelcoat/fiberglass shower module
- "Real Tile" wall finish, white (standard)
- Integral full wood backing for strength and unlimited accessory placement

MODEL #	UNIT HEIGHT Y	THRESHOLD HEIGHT Z*
4LRS4848B22B	79"	2-1/4"
-	-	-

* - SEE BACK FOR DETAIL SECTIONS

PRODUCT SPECIFICATIONS:

- Multi piece shower module shall be constructed of gelcoat/fiberglass with full integral plywood backing
- Rough-In: Stud opening +1/4" -0" Nominal Dimensions.

C.S.I. FORMAT SPECIFICATION TEXT AVAILABLE

PRODUCT INFORMATION:

- Accessories: Factory installed, unless prone to damage during installation/shipping. Polished chrome/satin stainless standard, others available.
- Colors: White as standard, others to match any major fixture manufacturer, also available with sprayable solid surface in many colors
- Custom curb heights, other than shown, are available (between min. and max.)

ACCESSORIES:

INSTALLED BY OTHERS:

- Grab bar
- Mixing valve, pressure balanced, lever handle, preplumbed tree to supply elbow
- Curtain and rod
- Collapsible Rubber Water Retainer
- Semi-permanent Threshold Adaptor
- Caulkless drain

CODES:

- Designed and manufactured in compliance with the following standards and codes:
- A.N.S.I. Z124.2 Standards for Plastic Showers
 - I.P.C. International Plumbing Code
 - U.P.C. Uniform Plumbing Code

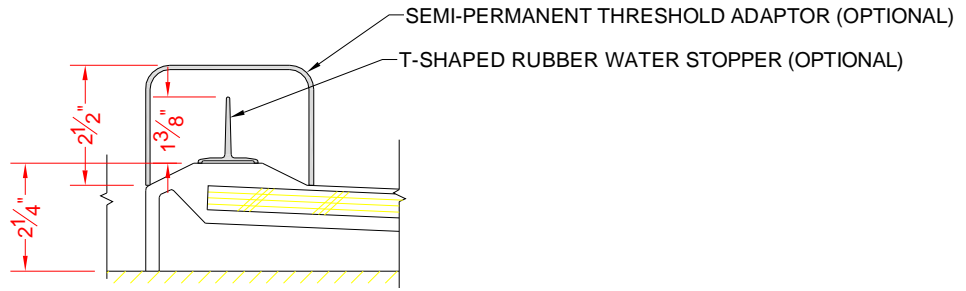
NOTICE OF LIMITATION:



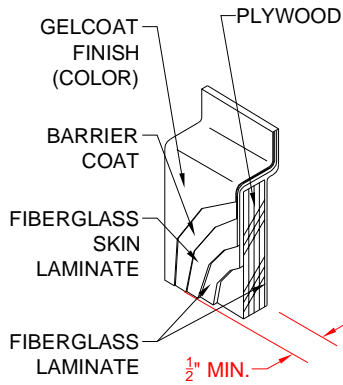
DIV. OF FIBERGLASS SYSTEMS INC.
www.best-bath.com 1-800-727-9907

We reserve the right to make revisions without notice in the design of fixtures or in packaging unless this right has specifically been waived at the time the order is accepted.

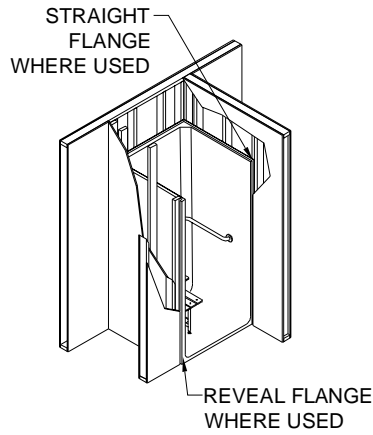
4LRS4848B22B



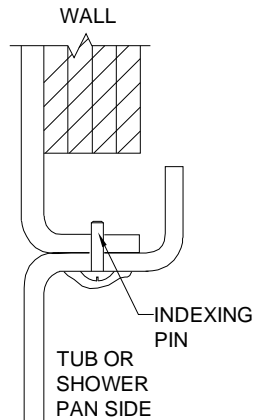
SECTION A-A - SCALE: 3" = 1'-0"



DETAIL B - SCALE: 3" = 1'-0"
WALL SECTION DETAIL



DETAIL C - SCALE: NTS
TYPICAL FRAMING



DETAIL F - SCALE: NTS
PAN JOINT DETAIL